



District Report Card: 2017


State: Lakshadweep	District: Lakshadweep
Class: 8	Subject: Language
Schools: 15	Students: 870


Participation/Coverage


Students

<div>GENDER</div> <div></div>	Boys				Girls			
	Number		%		Number		%	
	444		51.03		426		48.97	

<div>AREA</div> <div></div>	Rural				Urban			
	Number		%		Number		%	
	514		59.08		356		40.92	

<div>CATEGORY</div> <div></div>	SC		ST		OBC		GEN	
	Number	%	Number	%	Number	%	Number	%
	0	0.00	863	99.20	7	0.80	0	0.00

<div>CWSN</div> <div></div>	LD	VI	HI	S&LD	ID	Oth
	1	3	1	0	2	1

<div>Management</div> <div></div>	Government			Government-aided		
	Number		%	Number		%
	870		100.00	0		0.00

Average Performance of Students in Language (%)

Overall	Gender		Area		Management		Social Group			
	Male	Female	Rural	Urban	Govt.	Aided	SC	ST	OBC	GEN
48.74	46.77	50.78	47.48	50.54	48.74	0.00	0.00	48.67	57.14	0.00

Performance on Learning Outcomes (LOs)

Learning Outcomes	Description	Average Performance(%)
L813	Read textual/non-textual materials with comprehension and identifies the details, characters, main idea and sequence of ideas and events while reading	48.74

Range of Performance of Students who Answered Correctly							
Below 30%		30% - 50%		50% - 75%		Above 75%	
Number	%	Number	%	Number	%	Number	%
211	24.25	240	27.59	306	35.17	113	12.99

Lowest Performing Learning Outcomes (LOs)

1 - Read textual/non-textual materials with comprehension and identifies the details, characters, main idea and sequence of ideas and events while reading (48.74)